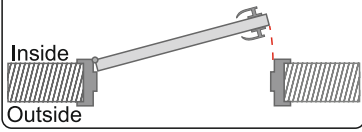


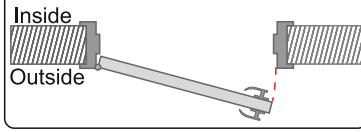
COMMERCIAL DOOR HANDING

1 SINGLE DOOR OPENINGS

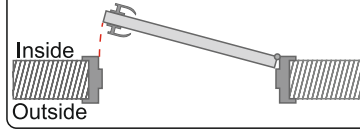
(LH) LEFT HAND



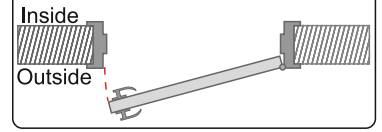
(LHR) LEFT HAND REVERSE



(RH) RIGHT HAND

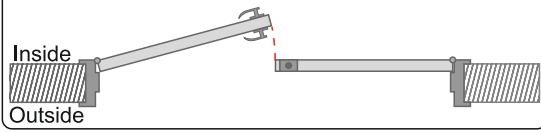


(RHR) RIGHT HAND REVERSE

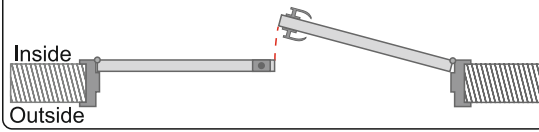


2 PAIRED DOOR OPENINGS: ONE SIDE ACTIVE

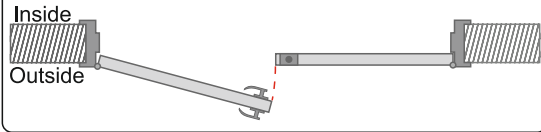
(LHA) LEFT HAND ACTIVE



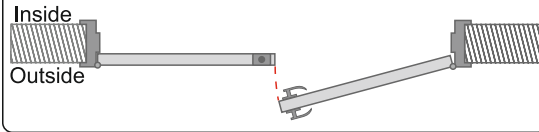
(RHA) RIGHT HAND ACTIVE



(LHRA) LEFT HAND REVERSE ACTIVE

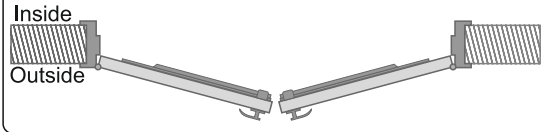


(RHRA) RIGHT HAND REVERSE ACTIVE

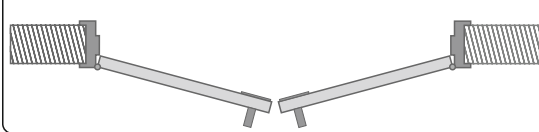


3 PAIRED DOOR OPENINGS: BOTH SIDES ACTIVE

BOTH DOORS ACTIVE PANIC




BOTH DOORS ACTIVE PUSH/PULL (NOT FIRE RATED)

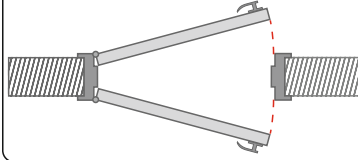


4 SPECIALTY DOORS

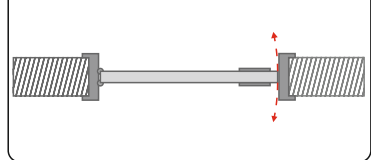
DOUBLE EGRESS DOORS: (LHR/LHR) LEFT HAND REVERSE



COMMUNICATING DOOR



DOUBLE ACTING DOOR (NOT FIRE RATED)



DOUBLE EGRESS DOORS: (RHR/RHR) RIGHT HAND REVERSE

